





TÜV 焊接质量管理体系认证
 国际专注质量与安全认证机构
 TÜV Certificated Truss



专利防爆栏
 China Patent



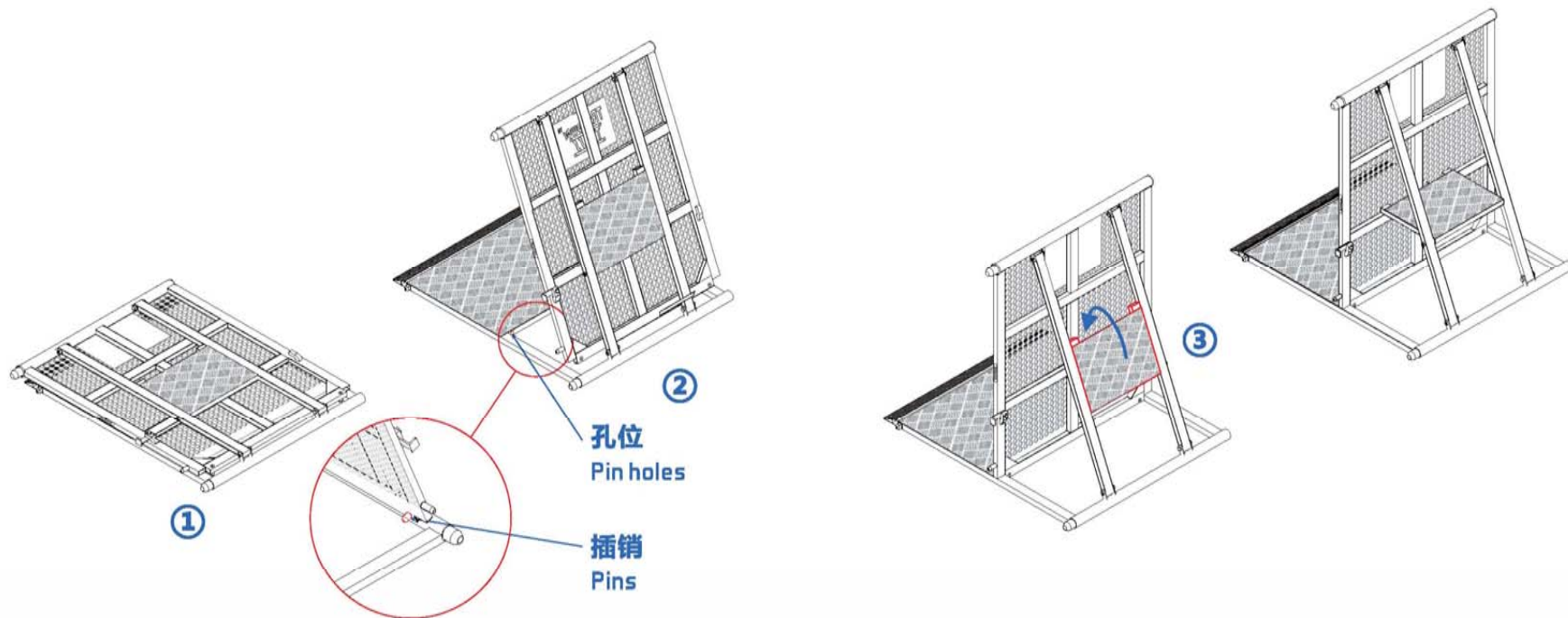
防暴栏 BARRIERS

安装程序 Installation:

折叠式一体化，无需任何工具便可完成安装。

Folding integration, installation can be done without additional tools.

- ① 掀起挡板 Lift the baffle.
- ② 将挡板底部的插销对准并插入踏板的插销孔。
Insert the pins at the bottom of the baffle into the holes in the pedal.
- ③ 固定住背部踏板完成安装。
Secure the back pedal to complete the installation.



防暴栏 BARRIERS

拼装 ASSEMBLY

拼装步骤：

Assembling:

- ① 将多个安装好的防暴栏拼接在一起。
Put the installed barriers together.
- ② 用内六角扳手锁紧挡板的大边锁。
Lock the latch on the baffle with hexagon wrench.
- ③ 防暴栏拼装完成。
Barriers assembly are completed.

